

SAR 100

Lift and collection stations



INSTALLATION AND USE

SAR 100 lift and collection stations are designed to handle clear water, rainwater, and wastewater from household drains like washing machines, dishwashers, sinks, and toilets, especially in situations where connection to the main sewer system is impractical or impossible due to distance or gravity constraints.

The **SAR 100** stations are compact and easy to install either on the floor or underground, both inside and outside of single or two-family homes.




COMPONENTS INCLUDED

- ※ **100 litres** polyethylene tank with a non-walkable and non-driveable cover.
- ※ Single-phase submersible pump.
- ※ Standard **10-metres** power cable.
- ※ Control panel (only for **SAR 100-TIGm 1.1** and **1.3**)

AVAILABLE UPON REQUEST

- ※ **SAR 100** lift station, equipped with a single-phase submersible pump with a float switch, based on your specific requirements

※ SAR 100 with drainage pumps

TYPE	POWER (P ₂) kW HP		MAXIMUM FLOW RATE litres/min	PREVALENCE MAX metres	
TOP 3	0.55	0.75	260	10.0	
RXm 3	0.55	0.75	220	11.5	
Dm 10	0.75	1.0	300	15.5	
Dm 20	0.75	1.0	250	19.0	

※ suitable for clear wastewater

※ SAR 100 with vortex pumps

TYPE	POWER (P ₂) kW HP		MAXIMUM FLOW RATE litres/min	PREVALENCE MAX metres	
TOP 3-VORTEX	0.55	0.75	170	8.2	
RXm 3/20	0.55	0.75	240	9.5	
ZXm 2/30	0.55	0.75	320	12.5	
VXm 10/35	0.75	1.0	400	10.0	

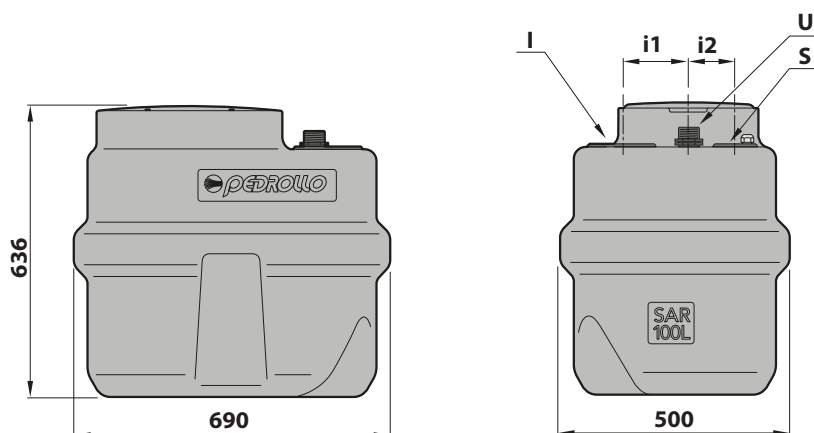
※ suitable for dirty waste water

※ SAR 100 with grinder pumps (TRITUS)

TYPE	POWER (P ₂)		MAXIMUM FLOW RATE litres/min	PREVALENCE MAX metres	
	kW	HP			
TIGm 0.55	0.55	0.75	130	14.5	
TIGm 0.75	0.75	1.0	140	17.5	
TIGm 1.1	1.1	1.5	150	22.5	
TIGm 1.3	1.3	1.75	250	20.5	

※ suitable for sewage water

DIMENSIONS AND WEIGHT



KEY:

- I** collection pipe port
- U** discharge pipe connection
- S** ventilation pipe port

TYPE	PORTS			i1	i2	kg
	I	U ⁽¹⁾	S			
SAR 100 - TOP 3	DN 110	1¼"	DN 50	145	100	29.0
SAR 100 - RXm 3		1¼"				29.9
SAR 100 - Dm 10		1½"				36.3
SAR 100 - Dm 20		1½"				36.3
SAR 100 - TOP 3-VORTEX		1¼"				29.1
SAR 100 - RXm 3/20		1¼"				30.0
SAR 100 - ZXm 2/30		1½"				33.1
SAR 100 - VXm 10/35		1½"				37.5
SAR 100 - TIGm 0.55		1½"				38.2
SAR 100 - TIGm 0.75		1½"				38.3
SAR 100 - TIGm 1.1		1½"				40.6
SAR 100 - TIGm 1.3		1½"				40.6

⁽¹⁾ Male threaded connection